

UNIRAMA
INDUSTRIES
LIMITED

18th October, 2016

**The Secretary
The Calcutta Stock Exchange Limited
7, Lyons Range
Kolkata – 700 001**

Dear Sir,


Sub: Distribution of Shareholding Pattern under Regulation 31 of Securities and Exchange Board of India (Listing Obligations and Disclosure Requirements) Regulations, 2015 for the Quarter ended 30.09.2016


We refer to Circular Ref. No. CIR/CFD/CMD/13/2015 dated November 30, 2015 issued by SEBI and as required, enclosed please find herewith Shareholding Pattern for the Quarter ended 30th September, 2016.

Please acknowledge receipt.

Thanking you,

Yours faithfully,
For **Unirama Industries Limited**


S. K. Sett
Director
DIN : 00527824



Shareholding Pattern under Regulation 31 of SEBI (Listing Obligations and Disclosure Requirements) Regulations, 2015

1	Name of Listed Entity: Unirama Industries Limited		
2	Scrip Code/Name of Scrip/Class of Security: 21094, Unirama, Equity Shares.		
3	Share Holding Pattern Filed under: Reg. 31(1)(a)/Reg. 31(1)(b)/Reg.31(1)(c)		
	a. If under 31(1)(b) then indicate the report for Quarter ending 30th September, 2016		
	b. If under 31(1)(c) then indicate date of allotment/extinguishment		
4	Declaration: The Listed entity is required to submit the following declaration to the extent of submission of information:-		
	Particulars	Yes*	No*
1	Whether the Listed Entity has issued any partly paid up shares?		No
2	Whether the Listed Entity has issued any Convertible Securities or Warrants?		No
3	Whether the Listed Entity has any shares against which depository receipts are issued?		No
4	Whether the Listed Entity has any shares in locked-in?		No
5	Whether any shares held by promoters are pledge or otherwise encumbered?		No

* If the Listed Entity selects the option 'No' for the questions above, the columns for the partly paid up shares, Outstanding Convertible Securities/Warrants, depository receipts, locked-in shares, No of shares pledged or otherwise encumbered by promoters, as applicable, shall not be displayed at the time of dissemination on the Stock Exchange website. Also wherever there is 'No' declared by Listed Entity in above table the values will be considered as 'Zero' by default on submission of the format of holding of specified securities.


For UNIRAMA INDUSTRIES LIMITED

 Director

Unirama Industries Limited

Table I - Summary Statement holding of specified securities

Category	Category of shareholder	Number of shareholders	No. of fully paid up equity shares held	No. of Partly paid-up equity shares held	No. of shares underlying Depository Receipts	Total nos. shares held	Shareholding as a % of total no. of shares (calculate as per SCRR, 1957)	Number of Voting Rights held in each class of securities			No. of Underlying Shares	Shareholding, as a % assuming full conversion of convertible securities (including securities (X))= (VII)+(X) As a % of	Number of Locked in shares	Number of Shares pledged or otherwise encumbered		Number of equity shares held in dematerialised form		
								No of Voting Rights	Class eg: X	Class eg: Y				Total	As a % of total Shares held(b)		No. (a)	As a % of total Shares held(b)
(i)	(ii)	(iii)	(iv)	(v)	(vi)	(vii) = (iv)+(v)+(vi)	(viii) As a % of (A+B+C2)				(x)	(xi)	(xii)	(xiii)	(xiv)			
(A)	Promoter & Promoter Group	5	72000	0	0	72000	30.00	72000	0	0	0	0	0	0	0	0		
(B)	Public	12	168000	0	0	168000	70.00	168000	0	0	0	0	0	0	0	0		
(C)	Non Promoter - Non Public				0	0	0.00	0	0	0	0	0.0000	0	0	0	0		
(C1)	Shares Underlying DRs	0	0	0	0	0	0.00	0	0	0	0	0.0000	0	0	0	0		
(C2)	Shares Held By Employee Trust	0	0	0	0	0	0.00	0	0	0	0	0.0000	0	0	0	0		
	Total	17	240000	0	0	240000	100.00	240000	0	0	0	0.0000	0	0	0	0		

for UNIRAMA INDUSTRIES LIMITED

Director

Unirama Industries Limited

Table II (I)(a)- Statement showing shareholding pattern of the Promoter and Promoter Group


Category	Category & Name of shareholders	PAN	Nos. of shareholders	No. of fully paid up equity shares held	No. of Partly paid-up equity shares held	No. of shares underlying Depository Receipts	Total nos. shares held (IV)+(V)+(VI)	Shareholding as a % of total no. of shares (calculate as per SCRR, 1957)	Number of Voting Rights held in each class of securities			No. of Shares Underlying Outstanding convertible securities (including (X))	Shareholding, as a % assuming full conversion of convertible securities (XI)= (VII)+(X) As a % of (A+B+C2)	Number of Locked in shares		Number of Shares pledged or otherwise		Number of equity shares held in dematerialised form
									No of Voting Rights	Class eg: X	Class eg: Y			Total	(IX)	(XII)	(XIII)	
1	Indian																	
(a)	Individuals / Hindu Undivided Family		0	0	0	0	0	0.00	0	0	0	0.00	0	0.0000	0	0.0000	0	0
(b)	Central Government / State Government(s)		0	0	0	0	0	0.00	0	0	0	0.00	0	0.0000	0	0.0000	0	0
(c)	Financial Institutions / Banks		0	0	0	0	0	0.00	0	0	0	0.00	0	0.0000	0	0.0000	0	0
(d)	Any Other (Specify)																	
i	Bodies Corporate		5	72000	0	0	72000	30.00	72000	0	72000	30.00	0	0.0000	0	0.0000	0	0
	Devpriya Vinimay Pvt. Ltd.	AABCD8354J		24000	0	0	24000	10.00	24000	0	24000	10.00	0	0.0000	0	0.0000	0	0
ii	Madgull Estates Pvt. Ltd.	AACH2865L		12000	0	0	12000	5.00	12000	0	12000	5.00	0	0.0000	0	0.0000	0	0
iii	Manu Vanija & Holdings Pvt. Ltd.	AABCM7140D		12000	0	0	12000	5.00	12000	0	12000	5.00	0	0.0000	0	0.0000	0	0
iv	R. B. Properties Pvt. Ltd.	AABCR4736N		12000	0	0	12000	5.00	12000	0	12000	5.00	0	0.0000	0	0.0000	0	0
v	Unworth Securities Ltd.	AAACU3418R		12000	0	0	12000	5.00	12000	0	12000	5.00	0	0.0000	0	0.0000	0	0
	Sub Total (A)(1)		5	72000	0	0	72000	30.00	72000	0	72000	30.00	0	0.0000	0	0.0000	0	0
2	Foreign																	
(a)	Individuals (Non-Resident)																	
(b)	Government		0	0	0	0	0	0.00	0	0	0	0.00	0	0.0000	0	0.0000	0	0
(c)	Institutions		0	0	0	0	0	0.00	0	0	0	0.00	0	0.0000	0	0.0000	0	0
(d)	Foreign Portfolio Investor		0	0	0	0	0	0.00	0	0	0	0.00	0	0.0000	0	0.0000	0	0
(e)	Any Other (Specify)		0	0	0	0	0	0.00	0	0	0	0.00	0	0.0000	0	0.0000	0	0
	Sub Total (A)(2)		0	0	0	0	0	0.00	0	0	0	0.00	0	0.0000	0	0.0000	0	0
	Total Shareholding Of Promoter And Promoter Group (A)= (A)(1)+(A)(2)		5	72000	0	0	72000	30.00	72000	0	72000	30.00	0	0.0000	0	0.0000	0	0

Details of Shares which remain unclaimed may be given hear along with details such as number of shareholders, outstanding shares held in demat/unclaimed suspense account, voting rights which are frozen etc.

Note:

(1) PAN would not be displayed on website of Stock Exchange(s)

(2) The term 'Encumbrance' has the same meaning as assigned under regulation 28(3) of SEBI (Substantial Acquisition of Shares and Takeovers) Regulations, 2011.


For UNIRAMA INDUSTRIES LIMITED

 Director

Unirama Industries Limited

Table III - Statement showing shareholding pattern of the Public shareholder

Category	Category & Name of shareholders	PAN	Nos. of shareholders	No. of fully paid up equity shares held	No. of Partly paid-up equity shares held	No. of shares underlying Depository Receipts	Total nos. shares held (IV)+(V)+(VI)	Shareholding as a % of total shares (calculated as per SCRR, 1957)	Number of Voting Rights held in each class of securities			No. of Shares Underlying Outstanding convertible securities (including securities)	Shareholding, as a % assuming full conversion of convertible securities (XI) = (VI)+(X) As a % of	Number of Locked in shares		Number of Shares pledged or otherwise encumbered		Number of equity shares held in dematerialised form
									No of Voting Rights Class eg: X	Class eg: Y	Total			As a % of total Shares held(b)	No. (a)	As a % of total Shares held(b)	No. (a)	
	(i)	(ii)	(iii)	(iv)	(v)	(vi)	(vii) = (iv)+(v)+(vi)	(viii) As a % of (A+B+C2)	(ix)			(x)	(xi) = (vi)+(x) As a % of	(xii)	(xiii)	(xiv)		
1	Institutions																	
(a)	Mutual Fund		0	0	0	0	0	0.00	0	0	0	0	0.0000	0	0.0000	0.0000	0.0000	0
(b)	Venture Capital Funds		0	0	0	0	0	0.00	0	0	0	0	0.0000	0	0.0000	0.0000	0.0000	0
(c)	Alternate Investment Funds		0	0	0	0	0	0.00	0	0	0	0	0.0000	0	0.0000	0.0000	0.0000	0
(d)	Foreign Venture Capital Investors		0	0	0	0	0	0.00	0	0	0	0	0.0000	0	0.0000	0.0000	0.0000	0
(e)	Foreign Portfolio Investor		0	0	0	0	0	0.00	0	0	0	0	0.0000	0	0.0000	0.0000	0.0000	0
(f)	Financial Institutions / Banks		0	0	0	0	0	0.00	0	0	0	0	0.0000	0	0.0000	0.0000	0.0000	0
(g)	Insurance Companies		0	0	0	0	0	0.00	0	0	0	0	0.0000	0	0.0000	0.0000	0.0000	0
(h)	Provident Funds/ Pension Funds		0	0	0	0	0	0.00	0	0	0	0	0.0000	0	0.0000	0.0000	0.0000	0
(i)	Any Other (Specify)		0	0	0	0	0	0.00	0	0	0	0	0.0000	0	0.0000	0.0000	0.0000	0
	Sub Total (B)(1)		0	0	0	0	0	0.00	0	0	0	0	0.0000	0	0.0000	0.0000	0.0000	0
2	Central Government/ State Government(s)/ President of India																	
	Central Government / State Government(s)		0	0	0	0	0	0.00	0	0	0	0	0.0000	0	0.0000	0.0000	0.0000	0
	Sub Total (B)(2)		0	0	0	0	0	0.00	0	0	0	0	0.0000	0	0.0000	0.0000	0.0000	0

For UNIRAMA INDUSTRIES LIMITED



Director

3	Non-institutions																		
(a)	Individuals																		
	i. Individual shareholders																		
	holding nominal share capital up to Rs. 2 lakhs.	2	24000	0	0	24000	10.00	24000	0	24000	10.00	0	0	0	0.0000	0	0.0000	0.0000	0
	Kamal Sharma		12000	0	0	12000	5.00	12000	0	12000	5.00	0	0	0	0.0000	0	0.0000	0.0000	0
	Deepak Kaushik		12000	0	0	12000	5.00	12000	0	12000	5.00	0	0	0	0.0000	0	0.0000	0.0000	0
	ii. Individual shareholders																		
	holding nominal share capital in excess of Rs. 2 lakhs.	0	0	0	0	0	0.00	0	0	0	0.00	0	0	0	0.0000	0	0.0000	0.0000	0
(b)	NBFCs registered with RBI	0	0	0	0	0	0.00	0	0	0	0.00	0	0	0	0.0000	0	0.0000	0.0000	0
(c)	Employee Trusts	0	0	0	0	0	0.00	0	0	0	0.00	0	0	0	0.0000	0	0.0000	0.0000	0
(d)	Overseas Depositories (holding DRs) (balancing figure)	0	0	0	0	0	0.00	0	0	0	0.00	0	0	0	0.0000	0	0.0000	0.0000	0
(e)	Any Other (Specify)																		
i	Bodies Corporate	10	144000	0	0	144000	60.00	144000	0	144000	60.00	0	0	0	0.0000	0	0.0000	0.0000	0
	Dhanrashi Vinimay Pvt Ltd		24000	0	0	24000	10.00	24000	0	24000	10.00	0	0	0	0.0000	0	0.0000	0.0000	0
	Rachit Texttrade Pvt Ltd		12000	0	0	12000	5.00	12000	0	12000	5.00	0	0	0	0.0000	0	0.0000	0.0000	0
	Touchstone Housing Projects Pvt Ltd		12000	0	0	12000	5.00	12000	0	12000	5.00	0	0	0	0.0000	0	0.0000	0.0000	0
	Uni Exotica India Ltd		12000	0	0	12000	5.00	12000	0	12000	5.00	0	0	0	0.0000	0	0.0000	0.0000	0
	Uniworth Biotech Ltd		24000	0	0	24000	10.00	24000	0	24000	10.00	0	0	0	0.0000	0	0.0000	0.0000	0
	Vikram Buildcon Pvt Ltd		12000	0	0	12000	5.00	12000	0	12000	5.00	0	0	0	0.0000	0	0.0000	0.0000	0
	Tessuti Collezioni Pvt Ltd		12000	0	0	12000	5.00	12000	0	12000	5.00	0	0	0	0.0000	0	0.0000	0.0000	0
	Rewari Worsted Spinners Pvt Ltd		12000	0	0	12000	5.00	12000	0	12000	5.00	0	0	0	0.0000	0	0.0000	0.0000	0
	Uniworth Silk Ltd		12000	0	0	12000	5.00	12000	0	12000	5.00	0	0	0	0.0000	0	0.0000	0.0000	0
	Texworth Credit & Commercial Pvt Ltd		12000	0	0	12000	5.00	12000	0	12000	5.00	0	0	0	0.0000	0	0.0000	0.0000	0
	Sub Total (B)3	12	168000	0	0	168000	70.00	168000	0	168000	70.00	0	0	0	0.0000	0	0.0000	0.0000	0
	Total Public Shareholding (B)= (B)1+(B)2+(B)3	12	168000	0	0	168000	70.00	168000	0	168000	70.00	0	0	0	0.0000	0	0.0000	0.0000	0

Details of the shareholders acting as persons in Concert including their Shareholding (No. and %):
Details of Shares which remain unclaimed may be given hear along with details such as number of shareholders, outstanding shares held in demat/unclaimed suspense account, voting rights which are frozen etc.

Note:

(1) PAN would not be displayed on website of Stock Exchange(s).

(2) The above format needs to be disclosed along with the name of following persons: institutions/Non Institutions holding more than 1% of total number of shares

(3) W.r.t. the information pertaining to Depository Receipts, the same may be disclosed in the respective columns to the extent information available and the balance to be disclosed as held by custodian.

For UNIBAMA INDUSTRIES LIMITED

Director


Unirama Industries Limited

Table IV - Statement showing shareholding pattern of the Non Promoter- Non Public shareholder

Category	Category & Name of shareholders	PAN	Nos. of sharehold- ers	No. of fully paid up equity shares held	No. of equity shares held	No. of Partly paid-up equity shares held	No. of shares underlying Depository Receipts	Total nos. shares held	Sharehold- ing as a % of total no. (calculated as per SCRR, 1957)	Number of Voting Rights held in each class of securities		No. of Underly- ing Outstanding convertible securities (including securities convertible into equity securities)	Sharehold- ing, as a % assuming full conversion of convertible securities (X) = (VII)+(X) As a % of (XI) =	Number of Locked in shares		Number of Shares pledged or otherwise		Number of equity shares held in dematerialise d form
										No of Voting Rights	Total as a % of (A+B+C)			No. (a)	As a % of total Shares held (b)	No. (a)	As a % of total Shares held (b)	
	(I)		(II)	(IV)	(V)	(VI)	(VII) = (IV)+(V)+(VI)	(VIII) As a % of (A+B+C2)	(IX)	(X)	(XI)	(XII)	(XIII)	(XIV)				
1	Custodian/DR Holder		0	0	0	0	0	0	0.0000	0	0	0	0.0000	0	0	0.0000	0	0
2	Employee Benefit Trust (under SEBI (Share based Employee Benefit) Regulations, 2014)		0	0	0	0	0	0	0.0000	0	0	0	0.0000	0	0	0.0000	0	0
	Total Non-Promoter- Non Public Shareholding (C) = (C)(1)+(C)(2)		0	0	0	0	0	0	0.0000	0	0	0	0.0000	0	0	0.0000	0	0

Note:

- (1) PAN would not be displayed on website of Stock Exchange(s).
- (2) The above format needs to disclose name of all holders holding more than 1% of total number of shares
- (3) W.r.t. the information pertaining to Depository Receipts, the same may be disclosed in the respective columns to the extent information available

For UNIRAMA INDUSTRIES LIMITED

Director