


UNIRAMA
INDUSTRIES
LIMITED

11th November, 2016

**The Secretary
The Calcutta Stock Exchange Ltd
7, Lyons Range
Kolkata – 700 001**



Dear Sir,

Sub : Outcome of the Board Meeting dated November 11, 2016

Pursuant to the provisions of Regulation 33 and Regulation 30 of Securities Exchange Board of India (Listing Obligations and Disclosure Requirements) Regulations, 2015, please find enclosed herewith the following as approved and taken on record by the Board of Directors of the Company in its Meeting held today i.e. November 11, 2016.

1. Unaudited Financial Results of the Company for the Quarter ended September 30, 2016.
2. Auditors' Report for the Quarter ended September 30, 2016.

Further to above, we would like to intimate that:


The meeting commenced at 3.30 P.M. and concluded 4.10 P.M.

The aforesaid documents are also place on the website of the Company at www.uniramaindustries.com

Kindly take the same on record.

Thanking you,

Yours faithfully,
For **Unirama Industries Limited**


S. K. Sett
Director

DIN : 00527824

Encl: As above

Regd Office: Rawdon Chambers, 11A, Sarojini Naidu Sarani, 4th Floor, Unit 4B, Kolkata – 700 017

Phone: +91(33) 4006 1301, Website: www.uniramaindustries.com

Email ID : uniramaindustrieslimited@gmail.com CIN : L67120WB1980PLC033125

UNIRAMA INDUSTRIES LIMITED

Regd. Off : Rawdon Chambers 11A, Sarojini Naidu Sarani 4th Floor Unit 4B, Kolkata - 700 017.

CIN:L67120WB1980PLC033125

UNAUDITED FINANCIAL RESULTS FOR THE QUARTER AND HALF YEAR ENDED 30TH SEPTEMBER, 2016

(Rs. in 000's)

Sl No.	Particulars	Unaudited Results for					Audited Results for
		Quarter ended 30.09.2016	Quarter ended 30.06.2016	Quarter ended 30.09.2015	Half Year ended 30.09.2016	Half Year ended 30.09.2015	Year ended 31.03.2016
1	Income from Operations						
	(a) Net Sales / Income from operations	-	-	-	-	-	-
	(b) Other Operating Income	-	-	-	-	-	19.04
	Total Income from Operations	-	-	-	-	-	19.04
2	Expenses						
	a) Cost of Material Consumed	-	-	-	-	-	-
	b) Purchase of Stock in Trade	-	-	-	-	-	-
	c) Changes in inventories of Finished Goods , Work in Progress and Stock in Trade	-	-	-	-	-	-
	d) Employees Benefit Expenses	-	-	-	-	-	-
	e) Depreciation and Amortisation Exps.	-	-	-	-	-	-
	f) Other Expenditure	8.75	47.93	3.02	56.68	31.11	107.27
	Total Expenses	8.75	47.93	3.02	56.68	31.11	107.27
3	Profit/ (Loss) from operations before other Income, Finance Cost & Exceptional Items (1 - 2)	(8.75)	(47.93)	(3.02)	(56.68)	(31.11)	(88.23)
4	Other Income	-	-	-	-	-	-
5	Profit/ (Loss) from ordinary activities before Finance Cost & Exceptional Items (3+4)	(8.75)	(47.93)	(3.02)	(56.68)	(31.11)	(88.23)
6	Finance Costs	-	-	-	-	-	-
7	Profit/ (Loss) from ordinary activities after Finance Cost before Exceptional Items (5-6)	(8.75)	(47.93)	(3.02)	(56.68)	(31.11)	(88.23)
8	Exceptional Items	-	-	-	-	-	-
9	Profit from Ordinary activities before Tax (7 + 8)	(8.75)	(47.93)	(3.02)	(56.68)	(31.11)	(88.23)
10	Tax Expenses	-	-	-	-	-	-
11	Net Profit from Ordinary activities after Tax (9-10)	(8.75)	(47.93)	(3.02)	(56.68)	(31.11)	(88.23)
12	Extra Ordinary Items (Net of Tax)	-	-	-	-	-	-
13	Net Profit (+) / Loss (-) for the period (11-12)	(8.75)	(47.93)	(3.02)	(56.68)	(31.11)	(88.23)
14	Share of Profit/(Loss) of Associates	-	-	-	-	-	-
15	Minority Interest	-	-	-	-	-	-
16	Net Profit (+) / Loss (-) after Taxes , Minority Interest and Share of Profit/(Loss) of Associates	(8.75)	(47.93)	(3.02)	(56.68)	(31.11)	(88.23)
17	Paid up Equity Share Capital (F.V. of Share Rs. 10/- each)	2,400.00	2,400.00	2,400.00	2,400.00	2,400.00	2,400.00
18	Reserve excluding Revaluation Reserves	135.00	135.00	135.00	135.00	135.00	135.00
19 i	EPS (Before Extra Ordinary Items) Basic and Diluted	(0.04)	(0.20)	(0.01)	(0.24)	(0.13)	(0.37)
19 ii	EPS (After Extra Ordinary Items) Basic and Diluted	(0.04)	(0.20)	(0.01)	(0.24)	(0.13)	(0.37)
A	PARTICULARS OF SHARE HOLDING						
1	Public Shareholding						
	- Number of Shares	168000	168000	168000	168000	168000	168000
	- Percentage of Shareholding	70.00%	70.00%	70.00%	70.00%	70.00%	70.00%
2	Promoters and Promoters group shareholding :						
a)	Pledged/Encumbered						
	- Number of Shares	-	-	-	-	-	-
	- Percentage of shares(as a % of the total share holding of the promoter and promoter group)	-	-	-	-	-	-
	- Percentage of shares(as a % of the total share capital of the company)	-	-	-	-	-	-
b)	Non-encumbered						
	- Number of shares	72000	72000	72000	72000	72000	72000
	- Percentage of shares(as a % of the total share holding of the promoter and promoter group)	100.00%	100.00%	100.00%	100.00%	100.00%	100.00%
	- Percentage of shares(as a % of the total share capital of the company)	30.00%	30.00%	30.00%	30.00%	30.00%	30.00%
B	INVESTOR COMPLAINTS						
	a) Pending at the beginning of Quarter.						Nil
	b) Received during the Quarter -						Nil
	c) Disposed off during the Quarter -						Nil
	d) Lying unresolved at the end of the Quarter -						Nil

(Handwritten Signature)

(Rs in 000's)			
STATEMENT OF ASSETS AND LIABILITIES			
	Particulars	As on 30.09.2016 (Unaudited)	As on 31.03.2016 (Audited)
A.	EQUITY AND LIABILITIES		
1	Shareholders' Fund		
	a) Share Capital	2,400.00	2,400.00
	b) Reserves and Surplus	(438.33)	(381.66)
	c) Money received against Share Warrants	-	-
	Sub- total Shareholder's fund	1,961.67	2,018.34
2	Share Application Money pending Allotement	-	-
3	Minority Interest	-	-
4	Non-Current Liabilities		
	a) Long Term Borrowings	-	-
	b) Deferred Tax Liabilities (Net)	-	-
	c) Other Long Term Liabilities	-	-
	d) Long Term Provisions	-	-
	Sub- total - non current liabilities	-	-
5	Current Liabilities		
	a) Short Term Borrowings	-	-
	b) Trade Payables	-	-
	c) Other Current Liabilities	377.76	324.88
	d) Short Term Provisions	-	-
	Sub- total - current liabilities	377.76	324.89
	Total - Equity and Liabilities	2,339.43	2,343.23
B	ASSETS		
1	Non-Current Assets		
	a) Fixed Assets		
	i) Tangible Assets	-	-
	ii) Intangible Assets	-	-
	iii) Capital Work-in-Progress	-	-
	iv) Intangible Assets Under Development	-	-
	b) Non-Current Investments	25.00	25.00
	c) Deferred Tax Assets (Net)	-	-
	d) Long Term Loans and Advances	-	-
	e) Other Non-Current Assets	-	-
	Sub- total - non current assets	25.00	25.00
2	Current Assets		
	a) Current Investments	-	-
	b) Inventories	-	-
	c) Trade Receivables	-	-
	d) Cash and Cash Equivalent	48.19	51.99
	e) Short Term Loans and Advances	2,266.24	2,266.24
	f) Other Current Assets	-	-
	Sub- total - current assets	2,314.43	2,318.23
	Total- Assets	2,339.43	2,343.23

Notes :

- 1) The Financial Results are prepared as per applicable accounting standards notified under Companies (Accounting Standard) Rules, 2006.
- 2) Previous Quarter/ years figures have been re-arranged/re-grouped wherever necessary.
- 3) The unaudited financial results were approved at the meeting of the Board of Directors held on 11th November, 2016.
- 4) The above results is as per Regulation 33 of the SEBI (Listing obligations & Disclosure Requirements) Regulations, 2015.

By Order of the Board

Place : Kolkata

Date : 11th November, 2016.

FOR UNIRAMA INDUSTRIES LIMITED
Director

[Signature]
Director

S. S. KOTHARI & CO.

CHARTERED ACCOUNTANTS

S.S. KOTHARI B.Com., C.T.A. (LOND), F.C.A. K.S. MEHTA B.Com., A.C.I.S. (LOND), F.C.A.
R.K. ROYCHOUDHURY B.Sc., B.Com., F.C.A. R.N. BARDHAN B.Com., F.C.A.
T.K. SENGUPTA B.Com., LL.B., F.C.A. A. DATTA B.Com., F.C.A.

INDIA STEAMSHIP HOUSE
21, OLD COURT HOUSE STREET
KOLKATA - 700 001

Phone : 2248-0279/2758 Res : 2289-1398


e-mail : sskco@vsnl.net

KOLKATA • DELHI • MUMBAI • JAIPUR • CHENNAI

REPORT ON LIMITED REVIEW QUARTER ENDED 30th SEPTEMBER, 2016

1. We have reviewed the accompanying statement of unaudited Financial Results of **UNIRAMA INDUSTRIES LIMITED** ("the Company") for the quarter and half year ended 30th September 2016 except for the disclosures regarding 'Public Shareholding' and 'Promoter and Promoter Group Shareholding' which have been traced from disclosures made by the management and have not been checked by us. This Financial Statement is the responsibility of the Company's management and has been approved by the Board of Directors. Our responsibility is to issue a report on these financial statements based on our review.
2. We conducted our review in accordance with the Standard on Review Engagement (SRE) 2400, *Engagement to Review Financial Statements* issued by the Institute of Chartered Accountants of India. This standard requires that we plan and perform the review to obtain moderate assurance as to whether the financial statements are free of material misstatement. A review is limited primarily to enquiries of company personnel and analytical procedures applied to financial data and thus provide less assurance than an audit. We have not performed an audit and accordingly, we do not express an audit opinion.
3. Based on our review conducted, subject to the matters specified in Paragraph 3 above, nothing has come to our attention that causes us to believe that the accompanying statement of unaudited financial results prepared in accordance with applicable accounting standards and other recognized accounting practices and policies has not disclosed the information required to be disclosed in terms of Regulation 33 of the SEBI (Listing Obligations and Disclosure Requirements) Regulations, 2015 including the manner in which it is to be disclosed, or that it contains any material misstatement



For S S KOTHARI & CO.
Chartered Accountants
FR No. 302034E

CA P K Bhattacharya
Partner

Membership No. 15899

Place: Kolkata

Date: 11th November, 2016.

UNIRAMA INDUSTRIES LIMITED

Regd. Off : Rawdon Chambers 11A, Sarojini Naidu Sarani 4th Floor Unit 4B, Kolkata - 700 017.

CIN:L67120WB1980PLC033125

UNAUDITED FINANCIAL RESULTS FOR THE QUARTER AND HALF YEAR ENDED 30TH SEPTEMBER, 2016

(Rs. in 000's)

Sl No.	Particulars	Unaudited Results for					Audited Results for
		Quarter ended 30.09.2016	Quarter ended 30.06.2016	Quarter ended 30.09.2015	Half Year ended 30.09.2016	Half Year ended 30.09.2015	Year ended 31.03.2016
1	Income from Operations						
	(a) Net Sales / Income from operations	-	-	-	-	-	-
	(b) Other Operating Income	-	-	-	-	-	19.04
	Total Income from Operations	-	-	-	-	-	19.04
2	Expenses						
	a) Cost of Material Consumed	-	-	-	-	-	-
	b) Purchase of Stock in Trade	-	-	-	-	-	-
	c) Changes in inventories of Finished Goods , Work in Progress and Stock in Trade	-	-	-	-	-	-
	d) Employees Benefit Expenses	-	-	-	-	-	-
	e) Depreciation and Amortisation Exps.	-	-	-	-	-	-
	f) Other Expenditure	8.75	47.93	3.02	56.68	31.11	107.27
	Total Expenses	8.75	47.93	3.02	56.68	31.11	107.27
3	Profit/ (Loss) from operations before other Income, Finance Cost & Exceptional Items (1 - 2)	(8.75)	(47.93)	(3.02)	(56.68)	(31.11)	(88.23)
4	Other Income	-	-	-	-	-	-
5	Profit/ (Loss) from ordinary activities before Finance Cost & Exceptional Items (3+4)	(8.75)	(47.93)	(3.02)	(56.68)	(31.11)	(88.23)
6	Finance Costs	-	-	-	-	-	-
7	Profit/ (Loss) from ordinary activities after Finance Cost before Exceptional Items (5-6)	(8.75)	(47.93)	(3.02)	(56.68)	(31.11)	(88.23)
8	Exceptional Items	-	-	-	-	-	-
9	Profit from Ordinary activities before Tax (7 + 8)	(8.75)	(47.93)	(3.02)	(56.68)	(31.11)	(88.23)
10	Tax Expenses	-	-	-	-	-	-
11	Net Profit from Ordinary activities after Tax (9-10)	(8.75)	(47.93)	(3.02)	(56.68)	(31.11)	(88.23)
12	Extra Ordinary Items (Net of Tax)	-	-	-	-	-	-
13	Net Profit (+) / Loss (-) for the period (11-12)	(8.75)	(47.93)	(3.02)	(56.68)	(31.11)	(88.23)
14	Share of Profit/(Loss) of Associates	-	-	-	-	-	-
15	Minority Interest	-	-	-	-	-	-
16	Net Profit (+) / Loss (-) after Taxes , Minority Interest and Share of Profit/(Loss) of Associates	(8.75)	(47.93)	(3.02)	(56.68)	(31.11)	(88.23)
17	Paid up Equity Share Capital (F.V. of Share Rs. 10/- each)	2,400.00	2,400.00	2,400.00	2,400.00	2,400.00	2,400.00
18	Reserve excluding Revaluation Reserves	135.00	135.00	135.00	135.00	135.00	135.00
19 i	EPS (Before Extra Ordinary Items)						
	Basic and Diluted	(0.04)	(0.20)	(0.01)	(0.24)	(0.13)	(0.37)
19 ii	EPS (After Extra Ordinary Items)						
	Basic and Diluted	(0.04)	(0.20)	(0.01)	(0.24)	(0.13)	(0.37)
A	PARTICULARS OF SHARE HOLDING						
1	Public Shareholding						
	- Number of Shares	168000	168000	168000	168000	168000	168000
	- Percentage of Shareholding	70.00%	70.00%	70.00%	70.00%	70.00%	70.00%
2	Promoters and Promoters group shareholding :						
	a) Pledged/Encumbered						
	- Number of Shares	-	-	-	-	-	-
	- Percentage of shares(as a % of the total share holding of the promoter and promoter group)	-	-	-	-	-	-
	- Percentage of shares(as a % of the total share capital of the company)	-	-	-	-	-	-
	b) Non-encumbered						
	- Number of shares	72000	72000	72000	72000	72000	72000
	- Percentage of shares(as a % of the total share holding of the promoter and promoter group)	100.00%	100.00%	100.00%	100.00%	100.00%	100.00%
	- Percentage of shares(as a % of the total share capital of the company)	30.00%	30.00%	30.00%	30.00%	30.00%	30.00%
B	INVESTOR COMPLAINTS						
	a) Pending at the beginning of Quarter.						Nil
	b) Received during the Quarter -						Nil
	c) Disposed off during the Quarter -						Nil
	d) Lying unresolved at the end of the Quarter -						Nil



Signature

(Rs in 000's)			
STATEMENT OF ASSETS AND LIABILITIES			
	Particulars	As on 30.09.2016 (Unaudited)	As on 31.03.2016 (Audited)
A.	EQUITY AND LIABILITIES		
1	Shareholders' Fund		
	a) Share Capital	2,400.00	2,400.00
	b) Reserves and Surplus	(438.33)	(381.66)
	c) Money received against Share Warrants	-	-
	Sub- total Shareholder's fund	1,961.67	2,018.34
2	Share Application Money pending Allotment	-	-
3	Minority Interest	-	-
4	Non-Current Liabilities		
	a) Long Term Borrowings	-	-
	b) Deferred Tax Liabilities (Net)	-	-
	c) Other Long Term Liabilities	-	-
	d) Long Term Provisions	-	-
	Sub- total - non current liabilities	-	-
5	Current Liabilities		
	a) Short Term Borrowings	-	-
	b) Trade Payables	-	-
	c) Other Current Liabilities	377.76	324.88
	d) Short Term Provisions	-	-
	Sub- total - current liabilities	377.76	324.89
	Total - Equity and Liabilities	2,339.43	2,343.23
B	ASSETS		
1	Non-Current Assets		
	a) Fixed Assets		
	i) Tangible Assets	-	-
	ii) Intangible Assets	-	-
	iii) Capital Work-in-Progress	-	-
	iv) Intangible Assets Under Development	-	-
	b) Non-Current Investments	25.00	25.00
	c) Deferred Tax Assets (Net)	-	-
	d) Long Term Loans and Advances	-	-
	e) Other Non-Current Assets	-	-
	Sub- total - non current assets	25.00	25.00
2	Current Assets		
	a) Current Investments	-	-
	b) Inventories	-	-
	c) Trade Receivables	-	-
	d) Cash and Cash Equivalent	48.19	51.99
	e) Short Term Loans and Advances	2,266.24	2,266.24
	f) Other Current Assets	-	-
	Sub- total - current assets	2,314.43	2,318.23
	Total- Assets	2,339.43	2,343.23

Notes :

- 1) The Financial Results are prepared as per applicable accounting standards notified under Companies (Accounting Standard) Rules, 2006.
- 2) Previous Quarter/ years figures have been re-arranged/re-grouped wherever necessary.
- 3) The unaudited financial results were approved at the meeting of the Board of Directors held on 11th November, 2016.
- 4) The above results is as per Regulation 33 of the SEBI (Listing obligations & Disclosure Requirements) Regulations, 2015.

By Order of the Board

Place : Kolkata
Date : 11th November, 2016.



SHRIRAMA INDUSTRIES LIMITED
Director

[Signature]
Director